



Socrative Student & Teacher

SOCRATIVE



Background Information

- Download the **Socrative Teacher & Student App**:

<http://bit.ly/socrativeapp> on your devices **OR** navigate to the web site:

<http://t.socrative.com>

(You will need at least two devices--one for the teacher & one for the student. You can use the web site or the app.)

- **Open** the “Socrative Teacher” App or the web site:

<http://t.socrative.com>

- **Log in** with an email & password (Yes you must set up an account/register first)

- **Select** “Manage Quizzes” to begin creating your first quiz.

- **Tap** “Create a Quiz” and then **name the quiz**

- **Create your first quiz by doing the following:**

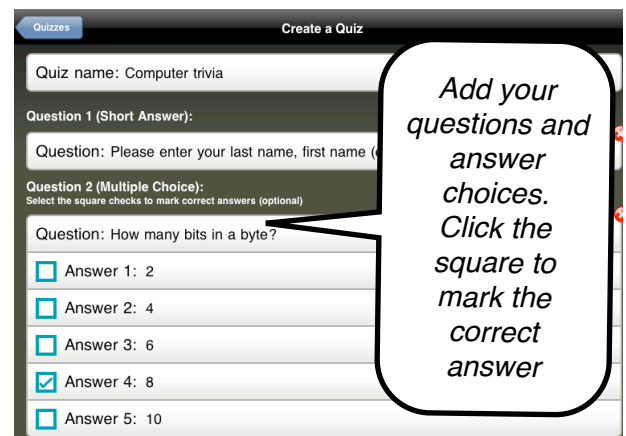
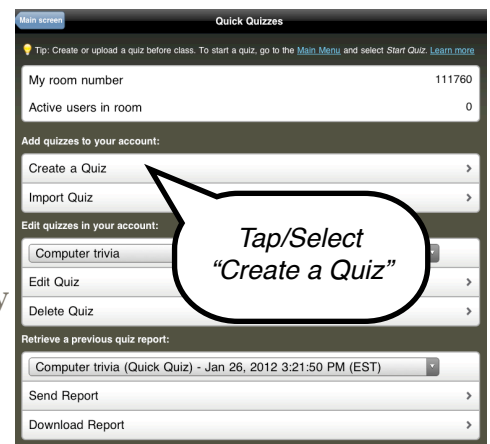
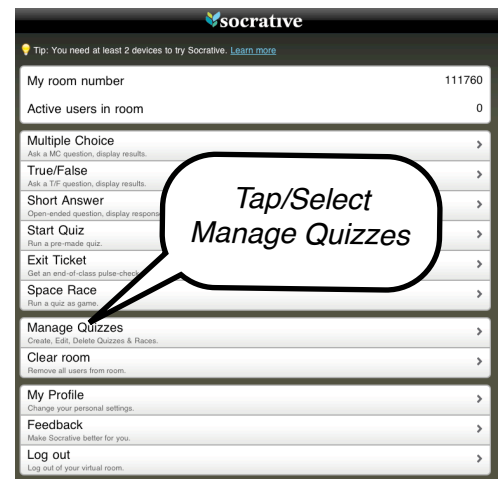
- Select between multiple choice or short answer.
- Type the questions and your answer choices.
- Tap the square next to the correct answer to mark correct answers.
- Continue adding questions (I usually like to limit these to 3-5) by selecting the question type and adding the answer choices and correct answer.
- Tap “SAVE” when you are done with your quiz.

- Tap the Main Screen button/icon in the top left corner

- Tap “Start Quiz” and make your selections:

- student-paced vs teacher-paced
- random answer choices
- immediate feedback/disable immediate feedback.
- live results

- End the Activity when students have finished answering.



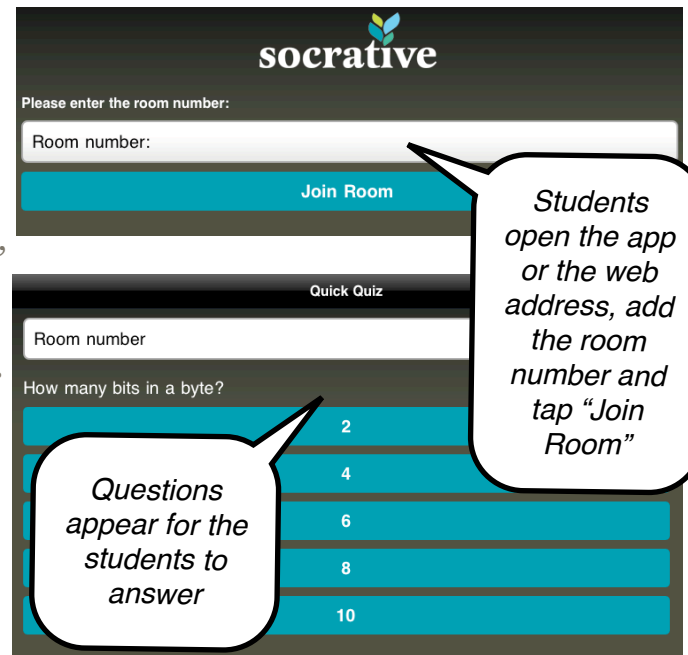
SOCRATIVE LESSON IDEA

Best Practice Use: Use this app to check for understanding, as an exit ticket in the classroom, as a formative assessment tool, for student feedback during lessons.

Procedure:

Students will use their mobile devices to provide input or feedback during a lesson activity.

1. **Students download the Socrative Student App** (available for iPad, iPhone, Android, iPod) or use a device with the app downloaded. Students can also use laptops with a web browser and go to <http://m.socrative.com>
2. One the app or web site opens, the students enter the teacher's room number and tap "Join Room."
3. Teachers should open the Teacher app or open the teacher site: <http://t.socrative.com> and tap "Start Quiz" to begin their preloaded quiz.
4. Questions begin appearing once the teacher has started the quiz.



Follow-up:

Now that you have completed this activity, brain storm other ways that you might use Socrative in the curriculum. Here are a few: as a lesson starter to review concepts from homework or the previous days lesson, to check for understanding as a lesson is presented, as a "Clicker" replacement, as an exit ticket at the end of the class/activity.

"How could you adapt this activity to work with your students?"